

Aluminum Single Channel Raceway

Available Factory Prefabricated and wired.

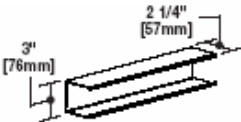
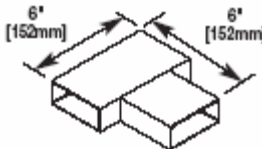

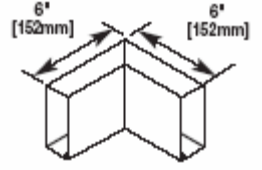

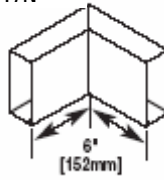

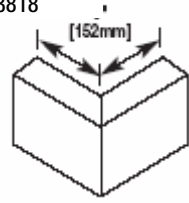

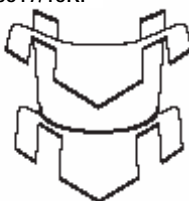
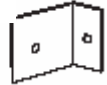
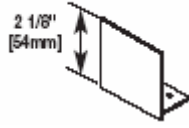
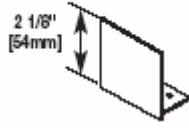
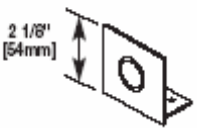
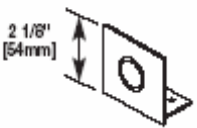
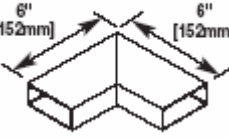
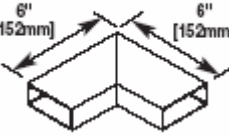

The Brooks Power/Carpenter BPS3800 Aluminum Raceway System meets the demands of commercial spaces, providing a handsome and effective method of directing power or communications services where required. The low-profile surface mounted raceway installs easily. The two-piece raceway means wiring is always accessible and changes are easily accomplished.




Features And Benefits

- **Common covers.** Shares cover plates with the BPS4800 Series.
- **Datacom connectivity options.** Accepts industry standard and proprietary devices from a wide range of manufacturers to provide a seamless and aesthetically pleasing interface for voice, data, audio, and video applications at the point of use.
- **2" bend radius inserts.** Provides a 2" [51mm] bend radius for Fiber Optic/Cat 5 installations.
- **Satin anodized finish.** Has an aesthetically pleasing appearance that resists rust, corrosion, and fading.
- **Removable cover and pre-cut device plates.** Provides easy access to wiring and maximum flexibility for adding or relocating outlets and circuits.
- **Broad range of standard fittings.** Accommodates many site situations from internal and external elbows to flat tees.
- **Accommodates standard electrical wiring devices.** Accommodates most installations, including single outlets, duplex outlets, NEMA-locking outlets, GFCI outlets, and surge protected outlets.
- **Custom Prefabricated and wired options available.**
 - Custom device openings.
- **Available Prefabricated and wired.** Manufactured to specified job site lengths, raceway comes ready to install. Jobs can be packaged by room, area, floor, or building and shipped per your job site requirements. See page 5 for options.
- **Electrical device identification for Prefabricated and wired raceway.** See page 5 for labeling options. Eliminates guesswork or time-consuming tracing of circuits and speeds additions and renovations.
- **UL and cUL listed multioutlet assemblies.**
- **UL and cUL Listed component raceway**
- **UL5 and ADA compliant.** Raceway and fittings meet UL5 specifications and can be installed in conformance with ADA requirements.

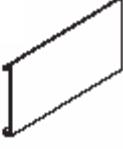


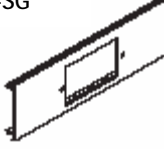
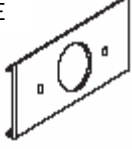
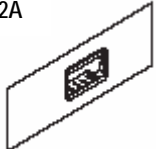
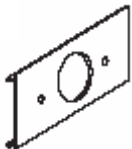
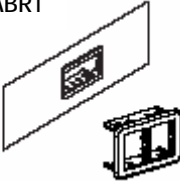
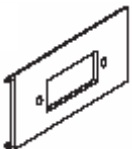

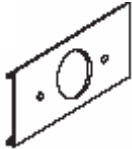
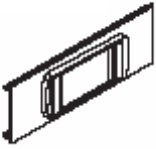


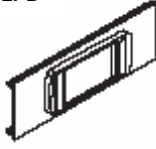
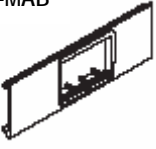
BPS3800 Raceway Fittings

Catalog No./Item	Description/Specifications	Catalog No./Item	Description/Specifications
<p>BPS-3800B-10</p> 	<p>Base – Satin Anodized finish. Nominal wall thickness of 0.078" [1.99mm]. Packed four 10' [3.00m] lengths per carton.</p>	<p>BPS3815</p> 	<p>Divided Tee – Couplings furnished.</p>
<p>BPS-C5</p> 	<p>Cover – Satin Anodized finish. Nominal wall thickness of 0.078" [1.99mm]. Packed eight 5' [1.50m] lengths per carton.</p>	<p>BPS3817</p> 	<p>Internal Elbow – Couplings furnished.</p>
<p>BPS-WC</p> 	<p>Wire Clip – Used for holding conductors in place in long Raceway runs. Snaps into grooves on base.</p>	<p>BPS3817N</p> 	<p>Inverted Internal Elbow – For connecting a vertical run with a horizontal run with its cover facing up. Couplings furnished</p>
<p>BPS-01</p> 	<p>Coupling – To connect adjoining sections of base.</p>	<p>BPS3818</p> 	<p>External Elbow – Couplings furnished.</p>
<p>BPS-09</p> 	<p>Grounding Adapter – For connecting equipment grounding conductor.</p>	<p>BPS3817/18RI</p> 	<p>2" [51mm] Bend Radius Insert for Internal and External Elbow – Insert for BPS3817, BPS3817N, and BPS3818 fittings. For new and retrofit applications whether the cable installation is lay-in or pull-through.</p>
<p>BPS-17A</p> 	<p>Internal Corner Coupling – To form an internal 90° turn in a raceway run.</p>	<p>BPS-3810B</p> 	<p>Blank End Fitting – For closing ends of raceway.</p>
<p>BPS-3810B</p> 	<p>Blank End Fitting – For closing ends of raceway.</p>	<p>BPS-3810B1</p> 	<p>End Fittings – For feeding raceway, has concentric 1/2" [12.7mm] and 3/4" [19.1mm] knockouts.</p>
<p>BPS-3810B1</p> 	<p>End Fittings – For feeding raceway, has concentric 1/2" [12.7mm] and 3/4" [19.1mm] knockouts.</p>	<p>BPS-3811</p> 	<p>90° Flat Elbow – Couplings furnished.</p>
<p>BPS-3811</p> 	<p>90° Flat Elbow – Couplings furnished.</p>	<p>BPS-11RI</p> 	<p>2" [51mm] Bend Radius Insert for Flat Elbow – For the BPS3811 Flat Elbow. For new and retrofit applications whether the cable installation is lay-in or pull-through.</p>



Bend Radius Inserts installed in fittings.

BPS3800 Component Raceway Device Plates

Catalog No./Item	Description/Specifications	Catalog No./Item	Description/Specifications
BPS-BL 	Blank Cover Plate – To cover a 12" [305mm] section of raceway.	BPS-MABRT 	Cover Plate – For three Series II data/communications inserts. Both bezels included
BPS-DR 	Duplex Receptacle Cover Plate – For mounting standard duplex devices to the cover. • Accepts 106 Frame.	BPS-SG 	Cover Plate with 1 3/4" x 2 3/4" [44mm x 70mm] Holecut – For installing Connectivity inserts with a single-gang faceplate or angled single-gang faceplate (not included).
BPS-E 	Single Receptacle Cover Plate – 1.40" [36mm] diameter. For straight blade and locking single receptacles.	BPS-2A 	2A Cover Plate – For installing a single 2A insert. Includes bezel.
BPS-F 	Single Receptacle Cover Plate – 1.59" [40mm] diameter. For straight blade and locking single receptacles.	BPS-ABRT 	Ortronics ®Cover Plate – For two Ortronics TracJack or one Series II data/communications insert. Both bezels included.
BPS-G 	GFCI/Surge/Decor Cover Plate – For GFCI or Surge protection receptacles.	BPS-Z 	3/4" [19.1mm] Grommet/Mousehole Cover Plate – Facilitates the exit of voice or data communication cabling. Grommet furnished.
BPS-J 	Single Receptacle Cover Plate – 2.13" [54mm] diameter. For straight blade or locking single receptacles.	BPS-LPB3S2 	Low Profile Bezel Cover Plate – Accepts Ortronics datacom inserts. • 3-Series II Devices • Low Profile Bezel included
BPS-N 	Cover Plate – For toggle switch.	<div style="display: flex; align-items: center;"> <div style="flex: 1;"> <p><i>A full range of fittings are available for fast and easy installations.</i></p> </div> <div style="flex: 2;">  </div> </div>	
BPS-LPB 	LPB Cover Plate – For installing connectivity inserts. Includes cover and low profile bezel with station label openings. (6A size opening)		
BPS-MAB 	MAB Cover Plate – For installing connectivity inserts. Provides a flush installation. Includes bezel.		

Ortronics®, SeriesII®, Tracjack® the registered trademarks of the Ortronics Company.

BPS3800 Prefabricated and wired Aluminum Raceway Features

<i>Features</i>	<i>Standard</i>	<i>Options</i>
Communication Devices	System Devices	Various manufacturers
Electrical Devices	Leviton/Cooper wiring	Other manufacturers and some International devices
Cover Length	12" [305mm] or 18" [457mm]	24" [610mm], 36" [914mm], custom or continuous
Body Length	Longest = 12' [3.64m], shortest = 1' [305mm]	
Installation	Surface mounted	Flush mounted (recessed)
Finish	Architectural Class II Clear Anodized	Standard colors of baked powder epoxy or custom colors
Fittings	Mitered	Custom length legs
Wire Type	THHN Stranded	Options per specification
Wiring Splices	Insulation displacement connectors	Continuous wiring or twist-on wire connector
Grounding Conductors	Wire gauge per National Electrical Code (NEC) and shared grounding wires	Oversized and/or separate grounding wires
Electric Device Identification	Gray self-adhesive polyester label with black letters	Engraved covers, self-adhesive engraved nameplate, screw mounted engraved nameplate, labeling software for communication devices available
Neutrals	Shared neutral	Oversized and/or separate neutral wires
Pigtails	12" [305mm] feeds and receptacle leads	Per specification
Conduit Feeds	Raceway drilled at job site with hole saw	Entrance end cap
Device Mounting	2 counter-sunk 6-32 screws	
Record Drawings	3 sets and 2 copies of marked-up blueprints	Per job requirements
Anodized Finish Thickness	0.004"	
Minimum Wall Thickness	0.078"	
Material Type	#6063-T5 Aluminum Alloy	
Device Wire Termination	Back Wired	Side Wired
Length Tolerances	Cover: 1/16"	Base: 1/8"

BPS Ordering Specifications for Prefabricated and wired Applications

1. **Detailed Submittal** The detailed submittal will show exactly how each raceway run will be built including lengths, number and type of receptacles, wiring schematics, circuiting information, etc. The contractor and/or distributor must review, clarify any information not clearly indicated on the drawings or specifications, approve, and return to the factory before production can begin.
2. **Submittal Free** The Prefabricated and wired Express Building Plan Checklist is filled out by the contractor or distributor and sent along with plans, case work, and specifications to the factory. No submittal is required and the project is scheduled for production upon receipt of all necessary information.

*Leviton– Registered Trade mark of Leviton Manufacturing
 *cooper wiring– registered trade mark of Cooper wiring Devices

BPS3800 Device Compatibility for Prefabricated and wired Applications

NEMA Locking Compatibility

All of the following NEMA locking devices will fit.

L5-15R	L6-15R	L7-15R	L8-20R	L10-20R	L12-20R	L14-20R	L16-20R	L18-20R	L20-20R	L22-20R
L5-20R	L6-20R	L7-20R	L8-30R	L10-30R	L12-30R	L14-30R	L16-30R	L18-30R	L20-30R	L22-30R
L5-30R	L6-30R	L7-30R	L9-20R	L11-20R	L13-20R	L15-20R	L17-20R	L19-20R	L21-20R	L23-20R
			L9-30R	L11-30R	L13-30R	L15-30R	L17-30R	L19-30R	L21-30R	L23-30R

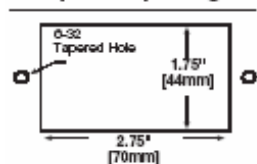
NEMA Straight Blade Compatibility

5-15R	5-20R	5-30R	5-50R	6-20R	6-30R	6-50R	7-30R	7-50R	10-20R	10-30R	10-50R	14-20R	14-30R
Y	Y	Y	Y	Y	Y	Y	Y	Y	Y	Y	Y	Y	1
14-50R	14-60R	15-20R	15-30R	15-50R	15-60R	18-20R	18-60R	GFCI	SURGE				
1	1	Y	1	1	1	Y	1	Y	Y				

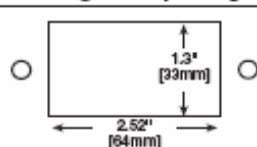
Y= will fit N= will not fit 1= Consult factory

BPS 3800 Communication Openings for Prefabricated and wired Applications

Wallplate Openings



Rectangular Openings



Grommet Openings

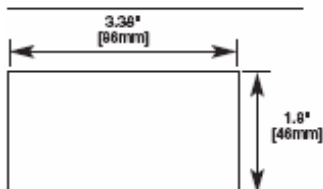
1/4" [6.4mm] Inner Diameter
 1/2" [12.7mm] Inner Diameter
 3/4" [19.1mm] Inner Diameter
 1" [25.3mm] Inner Diameter



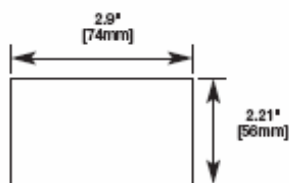
Duplex for Data



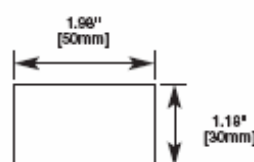
Low or High Profile Bezel Opening



MAB Bezel Openings



AB Bezel Openings

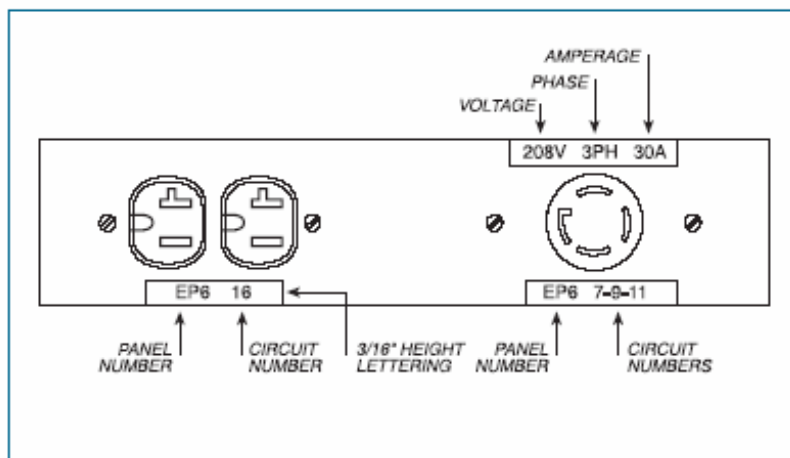


Device and Raceway Labeling Detail for Prefabricated and wired Applications

Device labeling is available in the following materials:

- Gray self-adhesive polyester label with black lettering (standard).
- Other color self-adhesive polyester labels.
- Engraving of covers with black lettering.
- Engraved phenolic nameplates with adhesive backing.
- Screw mounted engraved phenolic name plates.

The back of the raceway is labeled with the raceway number and the room or area number(s).



NOTE: Custom openings also available - consult factory.

BPS3800 Raceway Cable Fill Capacity for Data/ Communication

CABLE TYPE	CATEGORY/DESIGNATION	O.D.		20% FILL	40% FILL
		Inches	[mm]		
Unshielded Twisted Pair	4-pair, 24 AWG Cat. 3	0.190	[4.8]	41	83
	4-pair, 24 AWG Cat. 5e	0.220	[5.6]	31	62
	4-pair, 24 AWG Cat. 6	0.250	[6.3]	24	44
Telephone	2-pair, 24 AWG	0.140	[3.6]	77	154
	3-pair, 24 AWG	0.150	[3.8]	67	134
	4-pair, 24 AWG	0.190	[4.8]	41	83
	25-pair, 24 AWG	0.410	[10.4]	8	17
Coaxial Cables	RG58/U	0.195	[5.0]	39	79
	RG59/U	0.242	[6.1]	25	51
	RG62/U	0.242	[6.1]	25	51
	RG6/U	0.270	[6.9]	20	41
Twinaxial	100 Ohm	0.330	[8.4]	13	27
Shielded Twisted Pair	TYPE 1	0.390	[9.6]	9	19
	TYPE 2	0.465	[11.8]	6	13
	TYPE 3	0.245	[6.2]	25	50
Fiber Optic	Two Strand (Duplex) Multimode 62.5/125 µm	0.190	[4.8]	41	83

¹ Capacity range is calculated at 20% to 40% of raceway area as stated in a proposed revisions to the Commercial Building Standard for Telecommunication Pathways & Spaces, EIA/TIA-569. Actual wire fill capacity may vary based on applications, cable types, and number, as well as type of fittings. (Fittings may cause additional variances to the fill capacity.)

BPS3800 Raceway Cable Fill Capacity for Power

	WIRE SIZE THHN/THWN	O.D.		40% FILL
		INCHES	[mm]	
Power Wiring Without Devices	6 AWG	0.257	[6.53]	41
	8 AWG	0.218	[5.55]	56
	10 AWG	0.153	[3.90]	98
	12 AWG	0.122	[3.00]	156
	14 AWG	0.105	[2.70]	214
Power Wiring With Devices (2.04 Sq. In. [51.82mm])	6 AWG	0.257	[6.50]	30
	8 AWG	0.218	[5.50]	42
	10 AWG	0.153	[3.90]	73
	12 AWG	0.122	[3.00]	116
	14 AWG	0.105	[2.70]	159

Perimeter Systems

Surface Raceway Systems

Features and Benefits

- **Common covers.** Shares cover plates with the BPS4800 Series.
- **Datacom connectivity options.** Accepts industry standard and proprietary devices from a wide range of manufacturers to provide a seamless and aesthetically pleasing interface for voice, data, audio, and video applications at the point of use.
- **2" bend radius inserts.** Provides a 2" [51mm] bend radius for Fiber Optic/Cat 5 installations.
- **Satin anodized finish.** Has an aesthetically pleasing appearance that resists rust, corrosion, and fading.
- **Removable cover and pre-cut device plates.** Provides easy access to wiring and maximum flexibility for adding or relocating outlets and circuits.
- **Broad range of standard fittings.** Accommodates many site situations from internal and external elbows to flat tees.
- **Accommodates standard electrical wiring devices.** Accommodates most installations, including single outlets, duplex outlets, NEMA-locking outlets, GFCI outlets, and our surge protected outlets.
- **Custom Prefabricated and wired options available.** Custom device openings.
- **Available Prefabricated and wired.** Manufactured to specified job site lengths, raceway comes ready to install. Jobs can be packaged by room, area, floor, or building and shipped per your job site requirements.
- **Electrical device identification for Prefabricated and wired raceway.** Eliminates guesswork or time-consuming tracing of circuits and speeds additions and renovations.
- **UL and cUL listed multioutlet assemblies**
- **UL and cUL Listed component raceway.**
- UL5 and ADA compliant. Raceway and fittings meet UL5 specifications and can be installed in conformance with ADA requirements.



Brooks Power/ Carpenter

*Brooks Power Systems
2 Marlen Drive
Hamilton NJ 08550
Phone: 1-800-523-1551
Fax: 1-609-890-4220
Www.brookspower.com*

*Carpenter Emergency Lighting
2 Marlen Drive
Hamilton NJ 08550
Phone: 1-609-689-3090
Fax: 1-609-689-3091
Www.carpenterlighting.com*