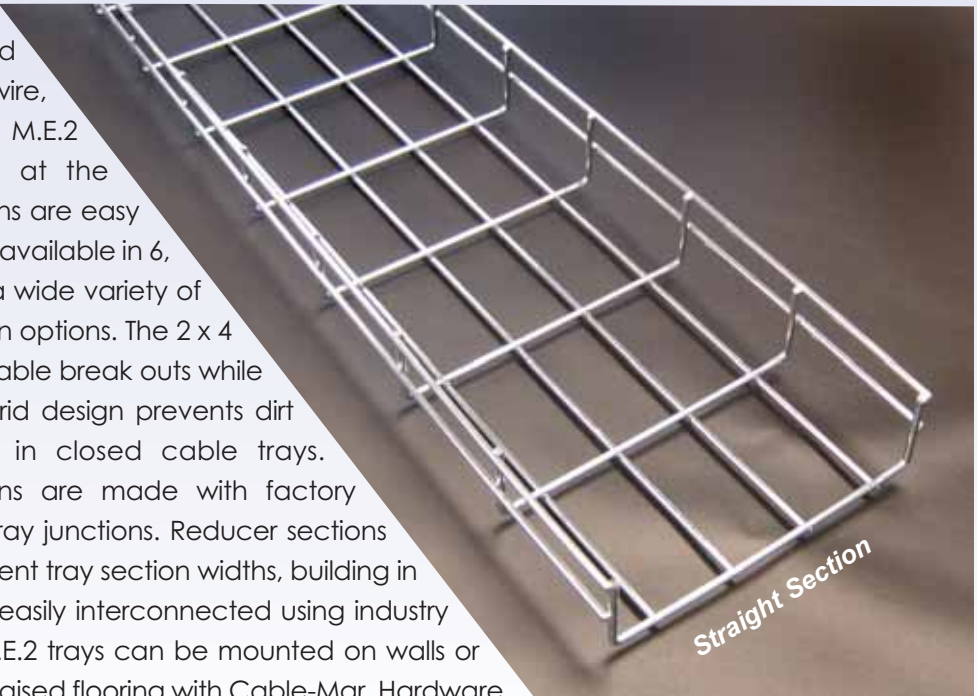




M.E.2 series

Wiremaid Products Division of Vutec Corp.
 Pompano Beach, FL 33064
 Tel: 800-770-4700 | Fax: 800-548-5885
 Web: www.wiremaidcabletray.com
 E-mail: info@wiremaidcabletray.com

The M.E.2 cable management system is manufactured with rigid .187 diameter zinc plated steel wire, welded in a 2 inch x 4 inch grid. M.E.2 cable trays can be configured at the installation site. Straight tray sections are easy to handle. Two or 4 inch deep trays available in 6, 8, 12, 18 and 24 inch widths, offer a wide variety of wire channel routing and protection options. The 2 x 4 inch grid design facilitates simple cable break outs while supporting the cable. The open grid design prevents dirt and dust build-up experienced in closed cable trays. Changes in tray routing directions are made with factory fabricated "L," "T," and "X" type tray junctions. Reducer sections seamlessly transition between different tray section widths, building in cost savings. Tray sections can be easily interconnected using industry common splice washer clamps. M.E.2 trays can be mounted on walls or posts, on ceilings or installed under raised flooring with Cable-Mgr. Hardware.



Features and Benefits

- Factory fabricated junctions save installation time and cut costs
- Shorten 7 or 10 foot straight sections to custom length at the installation site
- Change routing elevation at the job site by simply cutting side wires and bending tray to desired contour
- Two x 4 inch grid provides easy cable routing in or out of tray sections
- Metal tray divider available for cable separation
- Rigid steel construction – Made in the USA



Part Number Ordering System

Straight Section: #05-2-08210

| Width | Depth | Type |
|----------|--------|----------|
| 6" = 06 | 2" = 2 | 7' = 07 |
| 8" = 08 | 4" = 4 | 10' = 10 |
| 12" = 12 | | |
| 18" = 18 | | |
| 24" = 24 | | |

Junctions: #05-2-082L

| Width | Depth | Type |
|----------|--------|-------|
| 6" = 06 | 2" = 2 | T = T |
| 8" = 08 | 4" = 4 | X = X |
| 12" = 12 | | L = L |
| 18" = 18 | | |
| 24" = 24 | | |

Reducer: #05-2-12X082R

| Reduction | Depth |
|-------------------|--------|
| 12" - 8" = 12X08 | 2" = 2 |
| 18" - 12" = 18X12 | 4" = 4 |
| 24" - 18" = 24X18 | |

Cable Tray Weight, Load & Fill Chart

| Dimensions D x W x L (in.) | Tray weight (lbs.) | *max # of cables @ 50% fill ratio | Load capacity over a 5 ft. span (lbs./ft.) | Load capacity over a 10 ft. span (lbs./ft.) |
|----------------------------|--------------------|-----------------------------------|--|---|
| 2 x 6 x 84 | 6.94 | 130 | 27 | 14 |
| 2 x 8 x 84 | 7.91 | 174 | 29 | 16 |
| 2 x 12 x 84 | 9.85 | 260 | 34 | 19 |
| 2 x 18 x 84 | 12.83 | 394 | 43 | 22 |
| 2 x 24 x 84 | 15.74 | 527 | 52 | 23 |
| 2 x 6 x 120 | 9.92 | 130 | 27 | 14 |
| 2 x 8 x 120 | 11.12 | 174 | 29 | 16 |
| 2 x 12 x 120 | 14.13 | 260 | 34 | 19 |
| 2 x 18 x 120 | 18.33 | 394 | 43 | 22 |
| 2 x 24 x 120 | 22.48 | 527 | 52 | 23 |
| 4 x 6 x 84 | 7.59 | 253 | 35 | 17 |
| 4 x 8 x 84 | 8.60 | 331 | 48 | 25 |
| 4 x 12 x 84 | 10.57 | 496 | 52 | 28 |
| 4 x 18 x 84 | 13.52 | 751 | 68 | 31 |
| 4 x 24 x 84 | 16.41 | 998 | 69 | 36 |
| 4 x 6 x 120 | 10.84 | 253 | 35 | 17 |
| 4 x 8 x 120 | 12.28 | 331 | 48 | 25 |
| 4 x 12 x 120 | 16.00 | 496 | 52 | 28 |
| 4 x 18 x 120 | 19.31 | 751 | 68 | 31 |
| 4 x 24 x 120 | 23.45 | 998 | 69 | 36 |

* Based on a 50% fill or 4 UTP Cat 6 cable (O.D. .21", @.033 lbs./ft.)

Tray Connection Hardware



Splice Washer Kit #05-2-600726

The cable tray straight and junction sections are easily joined together using installer-friendly splice washers kits.


The kit contains one 1/4"-20 bolt washer, one splice washer, and one flanged hex nut. Material is zinc plated steel.

Splice Washer Usage Per Tray Connection

| 6" | 8" | 12" | 18" | 24" |
|--------|----|--------|-----|--------|
| 3 kits | | 4 kits | | 5 Kits |

Tray Connection Loop Kit #05-2-500981 (only for tray widths 12 in. or less)

Splice connection loops are used to connect adjacent tray sections as a time saving alternative to use of splice washers. The kit contains one connection loop, one square washer, and one 5/16" carriage bolt and hex nut. Connection loop material is galvanized steel. Square washer material is zinc plated steel.



Mounting and Support Accessories

Center and trapeze supports are available when hanging the trays by using either 3/8 inch or 1/4 inch diameter threaded rods*, which are supplied by the installer. The cable trays can be also mounted along the sides of walls using wall mount brackets. A floor support is used when installing M.E.2 cable trays under raised flooring.

Center Support Kit #CM50XX-3: (1) 1/4 in. coupling nut, (2) 1/4 in. hex nut, and (1) 6 in. protective tubing

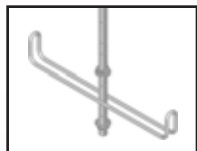
Center Support Kit #CM51XX-3: (1) 3/8 in. coupling nut, (2) 3/8 in. hex nut, and (1) 6 in. protective tubing

Trapeze Support Kit #CM52XX-3: (2) 1/4 in. coupling nuts, (4) 1/4 in. flat washers, and (4) 1/4 in. hex nuts

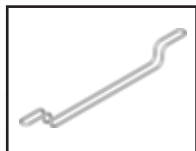
Trapeze Support Kit #CM53XX-3: (2) 3/8 in. coupling nuts, (4) 3/8 in. flat washers, and (4) 3/8 in. hex nuts



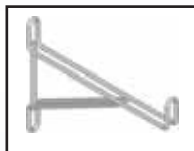
Ratchet
#CM99



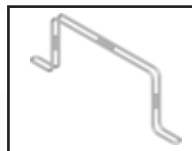
Center Support Kit
#CM50XX-3
#CM51XX-3



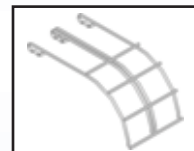
Trapeze Support Kit
#CM52XX-3
#CM53XX-3



Wall Mount Support
#CM57XX-3



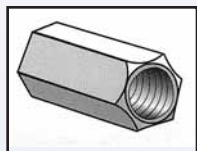
Floor Support
#CM56XX-3



Cable Drop Out Waterfall
#CM59-3

XX= Width of tray section ordered: 6, 8, 12, 18 or 24 inches. Material for Supports is Steel Wire, Powder Coated Chrome color.

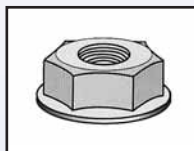
*Threaded rod is not included in support kits, and must be furnished by the installer.



Coupling Nuts
#CM60 1/4"-20
#CM61 3/8"-16



Flat Washers
#CM62 1/4"
#CM63 3/8"



Finned Nuts
#CM65 1/4"-20
#CM66 3/8"-16
#CM67 5/16"-18



Carriage Bolts
#CM68 5/16"-18 x 3/4"
#CM72 5/16"-18 x 1 1/4"



Protective Tubing
#CM69 6" for
1/4" & 3/8" rod

Accessories

Tray Divider #05-2-500983 for a 2" deep tray or **#05-2-500984** for a 4" deep tray

The Dividers are made from galvanized zinc plated steel and are 5' long.

(requires two splice washer assemblies #05-2-500985 used to secure to each tray section)

Splice Washer Assembly #05-2-500985

Used for securing tray dividers to tray section. Included (1) 1/4"-20 bolt and nut, (1) splice washer

Hold Down Bracket #05-2-500982

Used to secure tray sections to hanging or floor supports. Material is steel wire powder coated chrome color 4 in. long.